



**RACING
EQUIPMENT**

WWW.RJSRACING.COM

15835 Corporate Rd N
Jupiter, FL 33478
Phone: 844-904-7223
rjsracing.com

Measuring Instructions:

Use cloth measuring tape.


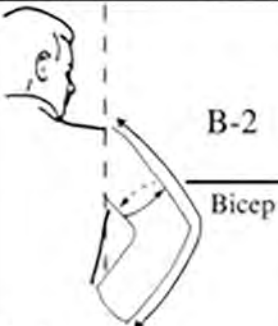





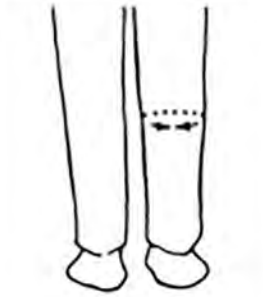

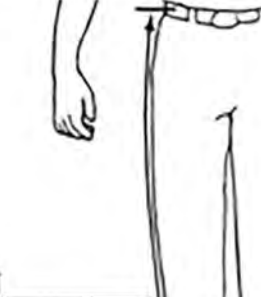


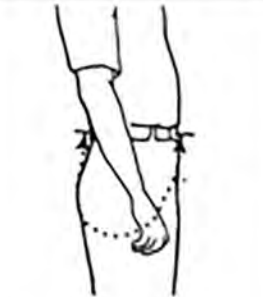

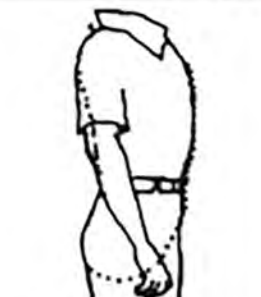
Do **NOT** measure yourself.

Do **NOT** substitute actual measurements with clothing sizes, **ESPECIALLY JEANS**.

Do **NOT** add or subtract to the measurements, we will add ease according to your desired fit.

Any alterations due to inaccurate measurements will be at the cost of the customer.

Name _____
Company _____
Address _____
City/State/Zip _____
Phone: Work _____
email Address _____

 A _____ Shoulder to shoulder (sleeve seam to sleeve seam)	 B-1 _____ Arm extended out measure from shoulder to below wristbone	 B-2 _____ Bicep	 C _____ Chest circumference	 D _____ Stomach circumference at <u>largest point</u>
 E _____ Waist circumference (where your belt will be)	 F _____ Hip circumference at <u>largest point</u>	 G _____ Thigh circumference (about 2" below crotch)	 H _____ Calf circumference (about 1/2 way between knees & ankle)	 I _____ Inseam (crotch to desired pant length)
 J _____ Outseam - (outside of leg, from waist to desired pant length)	 K _____ Armpit to desired pant length	 L _____ In front, hollow at base of neck to middle of beltbuckle	 M _____ Bottom of belt, in front, through crotch to bottom of belt in back	 N _____ In back, bone at base of neck to center of belt
P _____ Neck	Q _____ Height	R _____ Weight		

FOR MEASUREMENTS ONLY